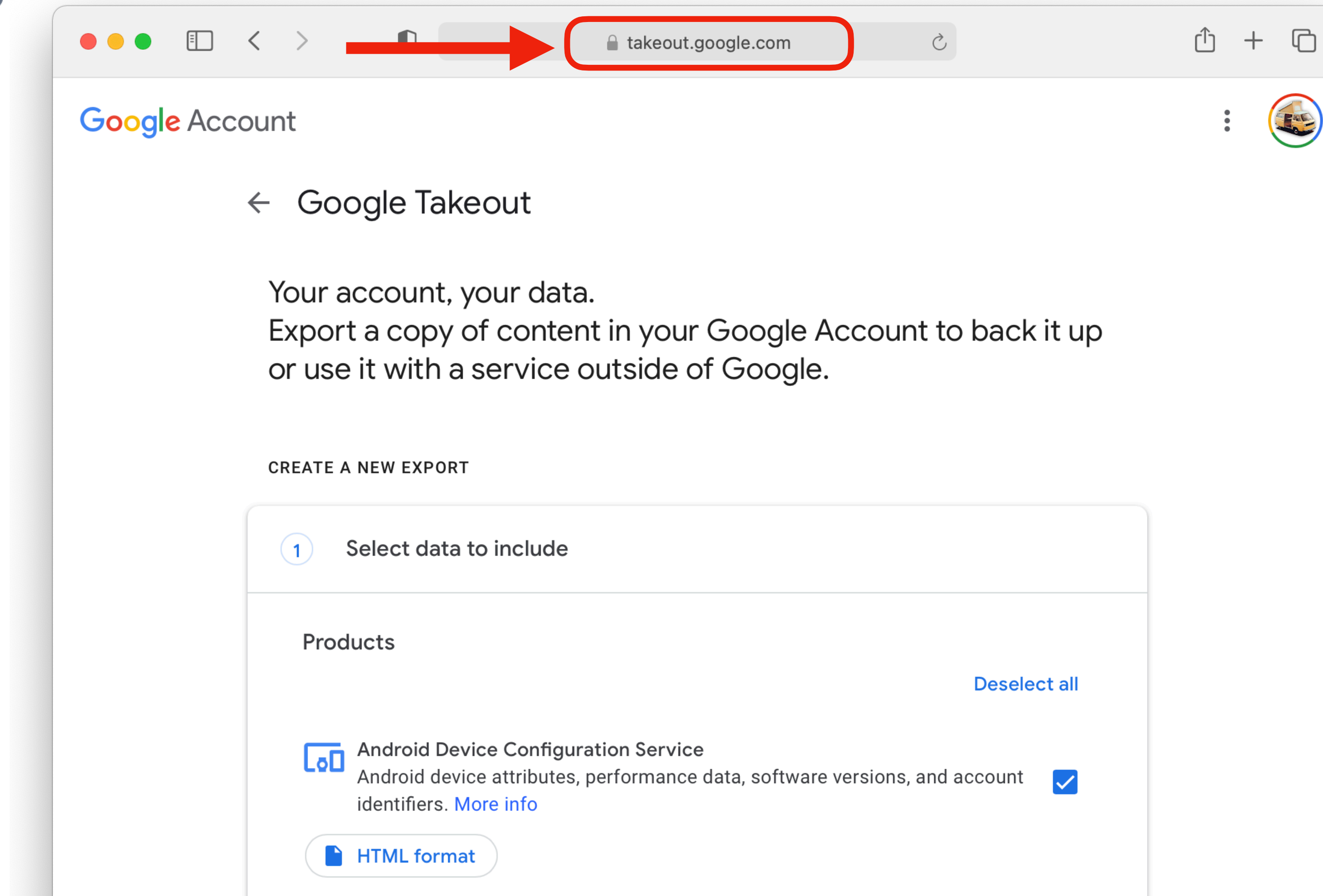




Downloading Google Location Data to use with Deduct Miles





Navigate to takeout.google.com and sign in to your account.


CREATE A NEW EXPORT

1 Select data to include

Products

 **Deselect all**

 **Android Device Configuration Service**
Android device attributes, performance data, software versions, and account identifiers. [More info](#) ☒

 **HTML format**

Click the Deselect All button to uncheck everything.



Location History

Your Location History data collected while opted-in to Location History.



JSON and JSON formats



Scroll down and activate Location History only. The default format should be JSON.



Next step

2

Choose file type, frequency & destination

Export progress

Scroll down to the bottom of the page and click Next step.



Check that your settings match the example here.

- Send download link via email
- Export once

Then click Create export.

2

Choose file type, frequency & destination

Delivery method

Send download link via email ▾

When your files are ready, you'll get an email with a download link. You'll have one week to download your files.

Frequency

☒ Export once
1 export

☐ Export every 2 months for 1 year
6 exports

File type & size

.zip ▾

Zip files can be opened on almost any computer.

2 GB ▾

Exports larger than this size will be split into multiple files.

→

Create export

Export progress



Google is creating a copy of files from Location History

This process can take a long time (possibly hours or days) to complete. You'll receive an email when your export is done.



Cancel export



Create another export

Google will now prepare your data and send you an email link when your file is ready to download. This process usually takes only a few minutes but could take a little longer depending on the size of your data.



Archive of Google data requested for



You're getting this email because there's been a request to create an archive of your Google data.

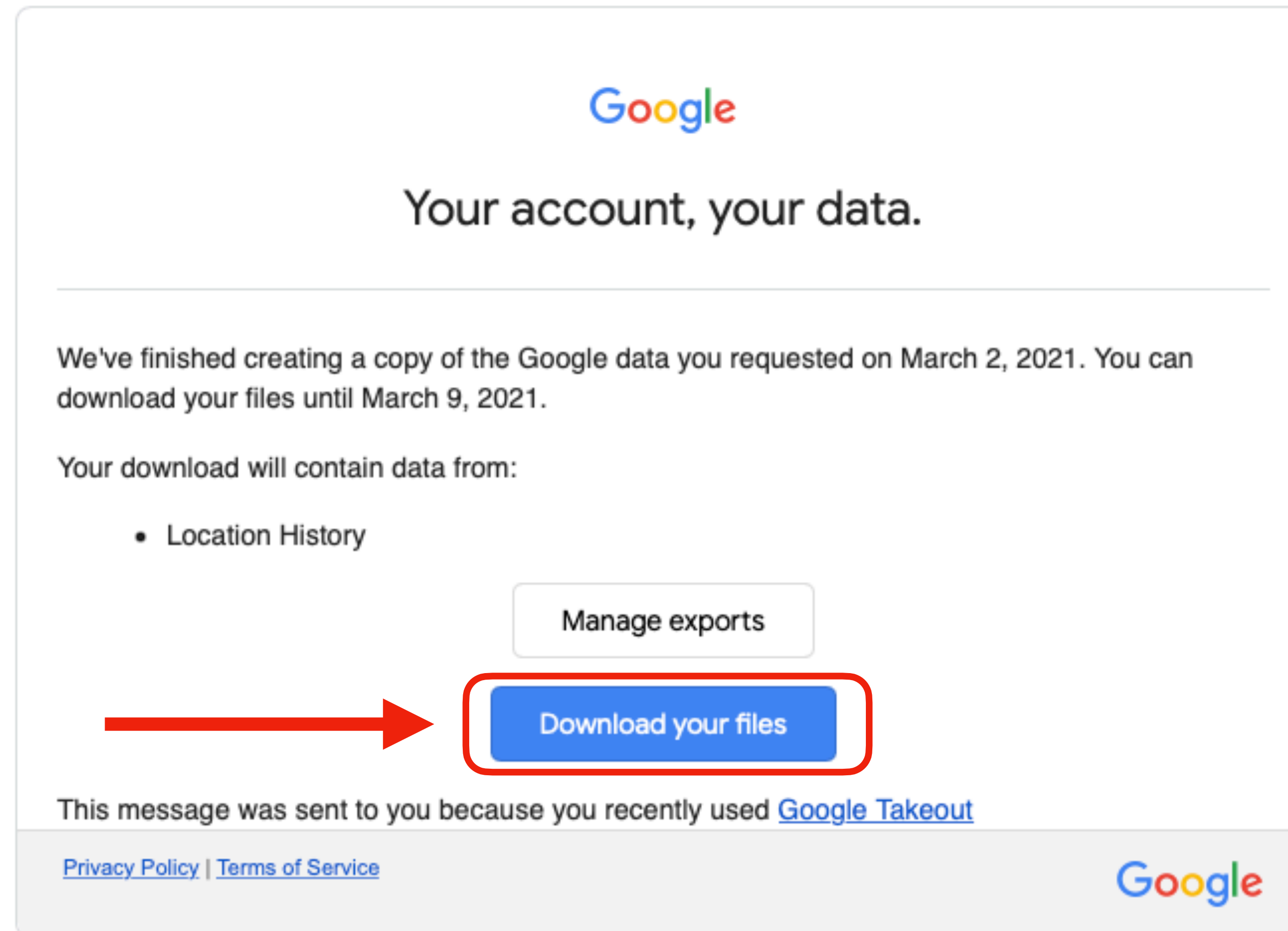
If you didn't make this request, someone may be trying to access your Google account. Check recent activity in your account and take steps to secure it.

Requests can be scheduled in advance.

[Check activity](#)

You can also see security activity at
<https://myaccount.google.com/notifications>

Within a few minutes Google will send you a confirmation that you requested your data.



When your second email from Google arrives, click Download your files.



Takeout



Select your Google Takeout directory

If you need help downloading your Google location data click [here](#) for instructions or watch this [video](#).



Congratulations!
You can now use your Google Location data with Deduct Miles!